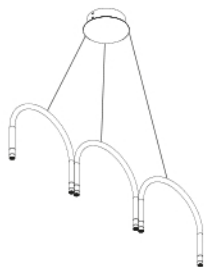


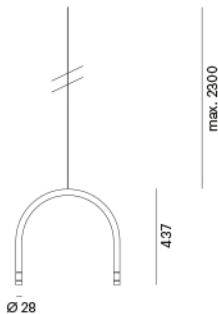


ARCADE SYSTEM PD

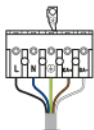
Montageanleitung / Mounting Instruction



IP 20

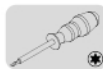
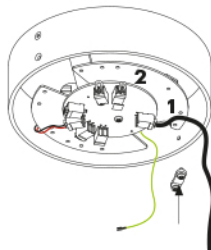


1



L schwarz - black - nero
 N blau - blue - blu
 ⊕ gelb/grün - yellow/green - giallo/verde
 DA+ braun - brown - marrone
 DA- grau - gray - gris

i MAX. 4 ARKADE PD

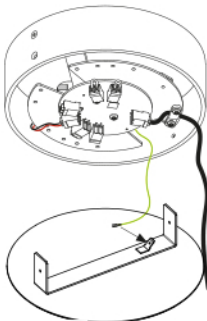


ANSCHLUSSPLAN | CONNECTION PLAN | SCHEMA DI COLLEGAMENTO

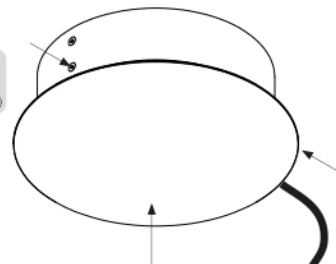
i + rot | red | rosso
 - schwarz | black | nero

- i** 1. Die ARKADE SYSTEM PD an den Klemmen anschließen. | Connect the ARKADE SYSTEM PD to the terminals. | Collegare l'ARKADE PD A SISTEMA ai terminali.
2. Die nicht verwendeten Klemmen mit den beigelegten Brücken (weißer Draht) verbinden. | Connect the unused terminals with the enclosed bridges (white wire) | Collegare i morsetti non utilizzati con i ponticelli in dotazione (filo bianco).

2



3



4

